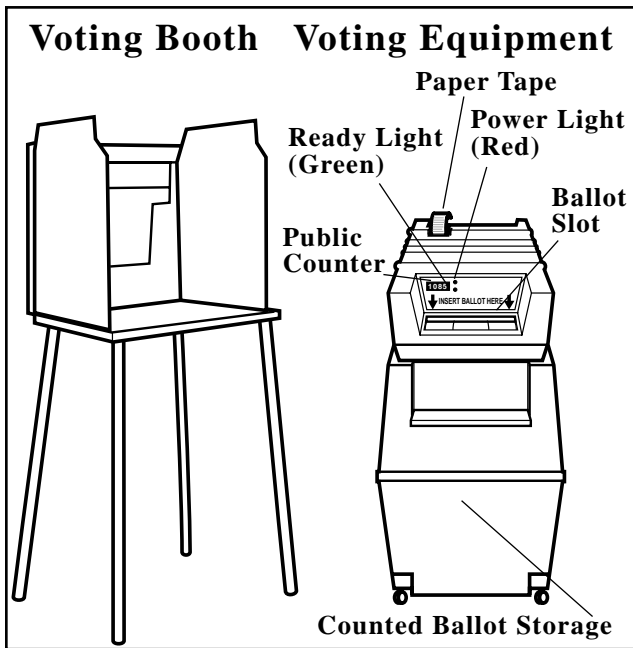
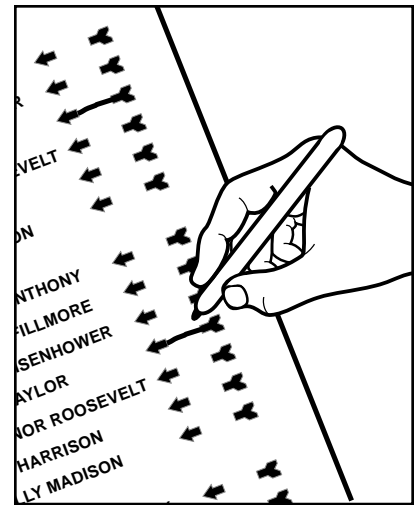


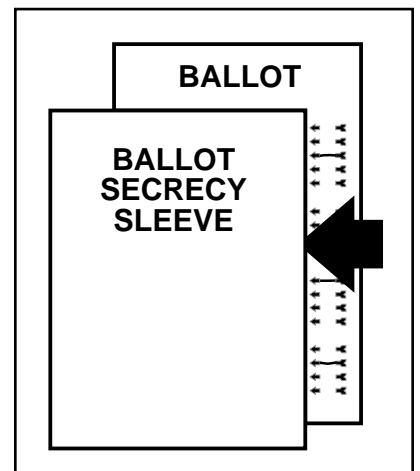
# Voting Equipment



**3) Mark your ballot by completing the arrow pointing to the candidate(s) for whom you wish to vote.**



**4) Insert your ballot into the secrecy sleeve and go to the voting equipment.**

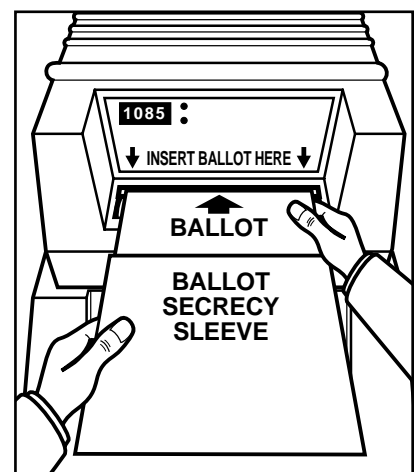


# Voting Procedures

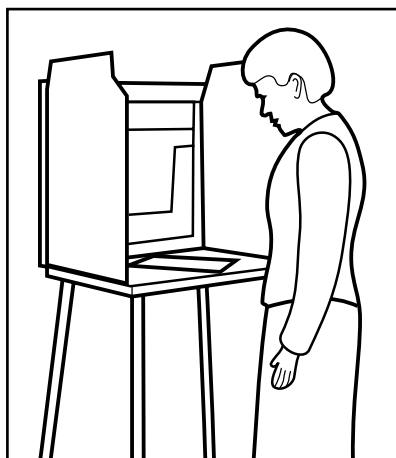
**1) Receive ballot and secrecy sleeve from the clerk.**



**5) Remove ballot from secrecy sleeve and insert your ballot in the voting equipment.**



**2) Go to the voting booth to mark your ballot in private.**



**Voting is complete.**

## NOTE

If you make a mistake, do not erase or cross out on the ballot. Bring the ballot to the clerk. In order to protect the secrecy of your intended vote, the clerk will ask you to complete several additional arrows on the ballot. The clerk will then issue a new ballot.

